

#TRIED & TASTED

Super Creamy White Chocolate Cheesecake

Guaranteed to blow you away with its luxurious texture and decadent flavour



This baked white chocolate cheesecake is incredibly creamy and rich, with a delicious, subtle, white chocolate flavour that will win over every one.

White chocolate is naturally more mellow and gentle in flavour than its dark counterparts. This does mean that this cheesecake will win over even white chocolate sceptics.

White chocolate does give it a more refined flavour profile and makes it even creamier. In combination with the vanilla bean paste, the result is an elegant dessert that truly couldn't be more 'luxuriously decadent'.

So, without further ado, let's have a look at how you can make the most wonderful white chocolate cheesecake.

- Ingredients**
- For cheesecake crust:
 - 225 g (2 1/2 cups) finely crushed digestive biscuits
 - 75 g unsalted butter, melted

For white chocolate cheesecake filling:

- 600 g full-fat cream cheese, room temperature
 - 115 g (1/2 cup) full-fat plain or Greek-style yoghurt, room temperature
 - 100 g (1/2 cup) caster/superfine or granulated sugar
 - 15 g (2 tbsp) cornflour
 - 1 tsp vanilla bean paste
 - 3 medium eggs, room temperature
 - 300 g (10.5 oz) good quality white chocolate, melted and cooled, until warm
- You will also need:
- White chocolate shavings or fresh fruit (like raspberries or strawberries) for decoration and serving.

Preparation

For cheesecake crust:

- Adjust the oven rack to the middle position, pre-heat the oven to 350°F (180°C) and line an 8 inch (20 cm) springform pan with baking/greaseproof paper (make sure that you line both, the bottom and the sides of the pan).
- Mix together the crushed digestive biscuits and melted butter, until you get a mixture resembling wet sand. Transfer the mixture into the lined springform pan and, using the flat bottom of a glass or measuring cup, compress them into an even



Too Hungry To Be Thirsty!!

I stopped at the dam and could not drive further. My eyes had welled up with tears. I could not accept this 'dry and arid state' of the bountiful *Ramgarh 'Lake.'* My heart craved for that majestic lake across which we could barely see the hill, overlooking the *Jamwa Ramgarh* village. The room, which had the sluice gates, had an abandoned look. The floor was dusty and stained with pigeon shit. I could even see the marks that the fruit bats had left behind. It mattered little, if the flood gates were open or closed. I remember the huge spanners that were used to open the gates. I wonder if they will be found today or have they too found their way to the *Raddi bazaar*, to be sold by the kilo? The marks on the pillar of the gate, showing the three occasions when the waters overflowed, are gradually fading. The pillars on the dam have been painted with large blue signboards, which, anachronistically, mention in bold white letters 'the catchment area' and 'the amount of water stored.' The details are ludicrous and yet, very painful.



Dr. Goutam Sen
CTVS Surgeon
Traveller
Storyteller

This fire has been raging in my heart for long. Recently, when I visited the area again, the embers leapt high. It was the mockery in the green signboard on the bypass that was unbearable. It was a blatant travesty of the actual situation. It pointed to the 'Ramgarh Lake.' How can a place that has no water be called a lake? It is unconceivable that there is no water in the area which was large enough to conduct the *Asian Water Olympics* in 1982. The Japanese government had even offered to help us to make it a 'permanent water sports arena.'

As I drove down the Ramgarh road, with Shrawan and Veena Rathore from Norway, after nearly a decade, I noticed the 'development' in the region. Now, there is a series of roadside construction all the way. Roadside commercial establishments intersperse the big 'farm' houses in the area. There is early evidence of planned housing development too. The old land marks like the *Lal Niwas* have disappeared behind these newly built areas. After the turning for *Jamwa Ramgarh*, the road winds along the low hills, which were at one time densely forested with 'Palash' (Flame of the Forest) trees. Even here, there is an evidence of construction. There are also remnants of areas earmarked by the Rajasthan Tourism Development Corporation (RTDC). They too were acquired in 1982, with the hope that many resorts could be built adjoining the majestic *Ramgarh Lake*.

I remember how we would all strain to get the first sight of the lake, when we were still a few kilometres away. The first evidence of the water was the cool breeze that came from the lake on those hot summer days. Today, all that we see

is shrubs on the lakebed. Herds of sheep and goats graze. The temple stands alone, a testimony of many immersions, when the lake filled to its peak, but is now crumbling down. As I approached the main pumping station and the suction tower, I saw the devastation that these proud structures have undergone. The tower, with its two massive suction nozzles, stands high and dry away from all the forest that is the lakebed today. It stands as if to say that it is still there to be of 'service to Jaipur' when the lake fills up. The pumping station, with its huge brass equipment, imported from Britain, now stands behind closed doors which, too, are crumbling.


I remember the smell of the machine oil and the powerful whine of the machine. All is silent today. All we can smell is the cow dung!

RAMGARH

As I approached the main pumping station and the suction tower, I saw the devastation that these proud structures have undergone. The tower, with its two massive suction nozzles, stands high and dry away from all the forest that is the lakebed today.

The main dam area had a supplementary dam made to prevent the overflow. All these and the gates lie shut with the paint gently peeling away with time. There is a small rusty gate which turns away from the main road to go over the original masonry dam. The road was metalled at one time and now, just a gravelly surface remains. The double storey building, which was the irrigation bureau and also our place for a night halt, is shuttered down tightly. There is no evidence of any staff there. The platform, adjoining the building was where my aunt would sit and patiently fish with a specially prepared bamboo rod, is high and dry. The waters of the lake would lick our feet with the gentle lapping. The small fish, occasionally, nibbled our toes. By the end of the day, our feet were pink and shiny.

I stopped at the dam and could not drive further. My eyes had welled up with tears. I could not accept this 'dry and arid state' of the bountiful *Ramgarh 'Lake.'* My heart craved for that majestic lake




monkey that came and sat next to me, in a companionable manner. He just looked at me with its rheumy eyes, as if to say that he too was pained at the state of the lake.

The only icing on the devastation is the *Ramgarh Lodge*, which stills sits fully refurbished and lovingly cared for, by the Taj group of hotels. Despite the lake having dried up the place, it is an 'inviting stay away' from the dust and pollution of Jaipur city. Being barely an hour's drive makes it more attractive. Although a bit expensive, the stay is always comfortable and memorable. Our stay in the historic suites will remain as one of the 'best relaxed holiday' in the recent years. The terraces, adjoining the suites, were ideal for a private evening sessions with friends. 'The hotel was caring enough to send some specially prepared snacks to go with the drinks. They even offered a bonfire.

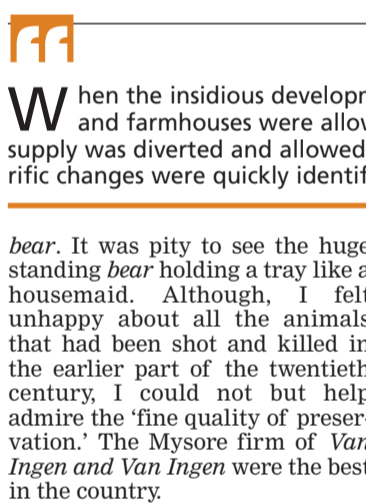
The ground floor rooms are smaller and more recent. The lobby at the entrance is a 'taxidermist's dream.' A huge number of animal heads, in good state of preservation, are mounted on all the walls and even the wooden staircase that leads to the upper floor. Nestling between huge sofas are fully mounted tigers, lions and

the greedy and poor planning became evident. People in power bought large pieces of 'forest land' and built institutions and resorts. There was little care taken to preserve the flow of the water leading to the lake. The dry riverbeds were used indiscriminately. In the beginning, the idea of conservation by creating 'artifacts' in the 'inflow stream' was considered a good idea. It would allow the nearby fields to have at least one crop and since the flow was adequate, the lake would also fill up and continue to serve and give pleasure to the citizens of Jaipur. When the insidious develop-



Chocolate Day

Rich, velvety sweetness, cocoa's delectable cousin tempts with its luscious allure, a universal favourite that transcends borders and brings joy. Many chocolate lovers would say that the history of chocolate is directly related to the happiness of humans! For thousands of years, cacao beans have been enjoyed and appreciated for their incredible benefits. Originally imbued as a bitter beverage, chocolate has had a long and rich history, eventually evolving into the 'delicious confection,' as it is known today.



ment schemes of townships, resorts and farmhouses were allowed by the government, the water supply was diverted and allowed to soak into the ground. These horrific changes were quickly identified but the reversal was a challenge.

It was the effort of some diehard conservationists who took the matter to the high court, which revived the issue of 'illegal and avaricious obstruction of the inflow stream of Ramgarh.' The High Court (2017) was supportive and created special investigating teams (SIT) which identified the

real causes. They then passed judgments which mandated that all the 'obstructions to the stream be demolished.' Even, the Supreme Court strengthened the verdict with assertive consent. Each time, a small face-saving measure has been done. A building in the NIMS compound was demolished and a meagre fine of 20 lakhs was collected. As if this was the cure of this horrible situation! All the other constructions and obstructions to the stream further down, were ignored. It was totally ineffectual. The committees sat and announced strong measures, only to be abandoned as time passed.

When the insidious development schemes of townships, resorts and farmhouses were allowed by the government, the water supply was diverted and allowed to soak into the ground. These horrific changes were quickly identified but the reversal was a challenge.

When the insidious development schemes of townships, resorts and farmhouses were allowed by the government, the water supply was diverted and allowed to soak into the ground. These horrific changes were quickly identified but the reversal was a challenge.

When the insidious development schemes of townships, resorts and farmhouses were allowed by the government, the water supply was diverted and allowed to soak into the ground. These horrific changes were quickly identified but the reversal was a challenge.

When the insidious development schemes of townships, resorts and farmhouses were allowed by the government, the water supply was diverted and allowed to soak into the ground. These horrific changes were quickly identified but the reversal was a challenge.

When the insidious development schemes of townships, resorts and farmhouses were allowed by the government, the water supply was diverted and allowed to soak into the ground. These horrific changes were quickly identified but the reversal was a challenge.

When the insidious development schemes of townships, resorts and farmhouses were allowed by the government, the water supply was diverted and allowed to soak into the ground. These horrific changes were quickly identified but the reversal was a challenge.

When the insidious development schemes of townships, resorts and farmhouses were allowed by the government, the water supply was diverted and allowed to soak into the ground. These horrific changes were quickly identified but the reversal was a challenge.

When the insidious development schemes of townships, resorts and farmhouses were allowed by the government, the water supply was diverted and allowed to soak into the ground. These horrific changes were quickly identified but the reversal was a challenge.

When the insidious development schemes of townships, resorts and farmhouses were allowed by the government, the water supply was diverted and allowed to soak into the ground. These horrific changes were quickly identified but the reversal was a challenge.

When the insidious development schemes of townships, resorts and farmhouses were allowed by the government, the water supply was diverted and allowed to soak into the ground. These horrific changes were quickly identified but the reversal was a challenge.

When the insidious development schemes of townships, resorts and farmhouses were allowed by the government, the water supply was diverted and allowed to soak into the ground. These horrific changes were quickly identified but the reversal was a challenge.

When the insidious development schemes of townships, resorts and farmhouses were allowed by the government, the water supply was diverted and allowed to soak into the ground. These horrific changes were quickly identified but the reversal was a challenge.

When the insidious development schemes of townships, resorts and farmhouses were allowed by the government, the water supply was diverted and allowed to soak into the ground. These horrific changes were quickly identified but the reversal was a challenge.

When the insidious development schemes of townships, resorts and farmhouses were allowed by the government, the water supply was diverted and allowed to soak into the ground. These horrific changes were quickly identified but the reversal was a challenge.

When the insidious development schemes of townships, resorts and farmhouses were allowed by the government, the water supply was diverted and allowed to soak into the ground. These horrific changes were quickly identified but the reversal was a challenge.

When the insidious development schemes of townships, resorts and farmhouses were allowed by the government, the water supply was diverted and allowed to soak into the ground. These horrific changes were quickly identified but the reversal was a challenge.

#TRENDS & GADGETS

How to buy the best gaming monitor

Get the most out of your gaming monitor

The first step in maximizing your gaming setup is to find and purchase the best gaming monitor. To do this, it's important to carry out your due diligence and properly research what kind of gaming monitor will best suit your needs, as well as establish your budget, and ensure that the connective methods between your monitor and gaming PC match.

This is all vital because even if you have the best gaming PC with high-end specs, if your display or cable doesn't match, then, you're not taking full advantage of your rig. Gaming monitors, when chosen carefully, can truly maximize not only graphics but how smooth the visuals are, the richness and vibrancy of your colours, the screen brightness, and more.

We've put together the best guide that is guaranteed to help you purchase the 'best gaming display' for your needs.

Know what your needs are

Before you begin shopping for a gaming monitor, it's vital to figure out what your needs are. There are many types of monitors, with specs that work for different types of video games.

For instance, if you play first or third-person shooters online against other players, getting a gaming monitor with a refresh rate of at least 144Hz, a 27-inch display, and a resolution of 1440p (quad HD) is vital to ensure smooth and stutter-free gameplay.

But if you're a more casual player, then a 120Hz refresh rate, 24-inch display, and 1080p resolution are more than adequate specs for most games.

Research specs, terms, and features

Other than the main specs of refresh rate, resolution, and display size, there are other metrics to look for, to ensure that you're buying the right 'gaming monitor' for you. Display panels, which display the image on the screen, have a huge impact on the quality of said image. It can also affect pricing, which means they tend to be grouped in the corresponding budget levels of monitors.

Twisted nematic (TN) panels are popular in the competitive gaming world. TN panels offer high refresh rates, response times, and a low input lag. But they tend to have poor viewing angles



(bad for larger sizes) and are the cheapest.

In-plane switching (IPS) panels provide superior color accuracy and wider viewing angles compared to TN panels but have slightly slower response times and poorer contrast ratios. These tend to be much more expensive.

Vertical alignment (VA) panels offer better reproduction and contrast ratios than TN panels while providing faster response times than IPS panels. However, they may experience some motion blur in fast-paced gaming scenarios. They tend to be in between TN and IPS in terms of pricing.

Organic light-emitting diode (OLED) panels provide wide viewing angles and fast response times. OLED panels are known for their vibrant colours, high colour accuracy, and excellent detail. Often, they are the most expensive option.

Make sure that connectivity options match your PC

Something else to consider when choosing a 'gaming monitor' is its connectivity options, or what kind of cable(s) it uses, to connect to your gaming PC. The two main types are HDMI and DisplayPort, though, it can also connect using a USB Type-C port.

HDMI is widely used for a number of devices and is the most popular option for whichever monitor you purchase. If you're on a budget and a more casual gamer, this is the more affordable option.

It's worth almost investing in a gaming monitor with Thunderbolt 4 USB Type-C ports if you can, as it gives you more options.

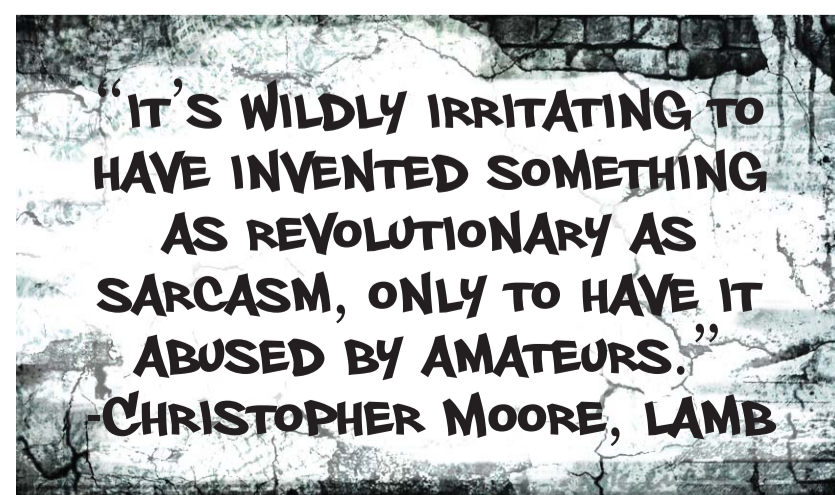
Curved monitors are worth considering

Curved monitors are almost always high-end 'gaming monitors' that tend to be much larger with more luxurious specs, and are characterized by a distinctive curve. Instead of perfectly straight like the average monitor.


These can be useful as they fit in a much larger display size while taking up less room on your desk, and they let you see more of the game UI and environment, as the ends are curved towards you and the curved ends prevent screen glare, and more. Of course, these also tend to be much more expensive since they have higher-end specs.

There are three types of curved monitors with different levels of curvature: 1000R, 1500R, and 1800R. The 'R' stands for radius, so, a 1000R forms a complete circle with a radius of 1000 mm or one meter and so on.

THE WALL



BABY BLUES



ZITS

