

The Indian and Pakistani flag being hosted in Paris.

## When the separation was undivided



Danmal Mathur.

**Jamboree venue.**  
The Indian contingent had stayed in London for 12 days. There during the meeting with the people from undivided India they came to know that both India and Pakistan would become separate nations on the night of August 14 - 15 and both the nations would raise their national flags in their respective countries.

"We lived in love, affection and peace. A person from Kerala, Rai Bahadur GTJ Thaddeus, who was the secretary-general of the Indian Scouts & Guides Association, as well as the leader of the Indian delegation called me and told me that there is a big problem as to how the three flags - Scout flags, Indian flag, and Pakistan flag - can be hoisted on one flag post. As we were secular, he ordered me (as I was Mr Thaddeus's secretary) to find a solution. There was another problem as when we had gone we were part of British India and were flying the Union Jack. But now both India and Pakistan were free countries, we had to fly our own national flags. VK Krishna Menon, who later became India's High Commissioner in London, had sent us the India tricolour. But the Pakistani flag was missing. Khurshid Abbas Gardezi, who was from Multan, and Iqbal Qureshi, who was from Karachi that is in Pakistan now were asked by Mr Thaddeus to stitch the Pakistani flag. Gardezi himself cut his white shirt and used the piece of cloth from the turban of Mushtaque Hussain to stitch the white and green Pakistani flag.

### #INDO-PAK



Ranbir Singh.

Ranbir Singh, is now 93. Ranbir Singh is one of the surviving members and lives in Jaipur. He still remembers the journey and some historical anecdotes associated with the World Jamboree.

#### Spirit of Brotherhood

"The members of the contingent were drawn from different parts of undivided India including Sindh and West Punjab province which is now a part of Pakistan. We spoke different languages and ate the same food, it took us some time to understand each other but soon we became a large family. We did not know the difference between various regions of the undivided India and language was no barrier. There was no difference based on caste, creed or religion. It was the brotherhood of United India and we all used to sing the patriotic song penned by Mohammed Iqbal - *Saare Jahan Se Achha Hindostan Hamara*. It was the first experience of a long sea journey and that also of an angry sea; a number of boys became seasick. Our first halt was Aden, then we entered the Suez Canal and visited Cairo to see the pyramid. Then we landed at the Southampton port in London and crossed the English Channel to reach France, and then to the



A 2011 photograph of Khurshid Gardezi of Pakistan when he was honoured at the age of 84 by the Pakistan Scouts and Guides for raising the Pakistani flag in Paris in 1947.



Khurshid Gardezi is in the centre.

both ends. We gave a demonstration to Mr Thaddeus, he liked the idea but his face was grim. He said the representatives of areas falling under India and those states falling under Pakistan would fight to keep the flag poles straight."

#### Timeless & Historical

"All the leaders from 165 nations were invited to witness the historic occasion and a special area was created for the flag hoisting ceremony."  
"As a gesture, initiated by the Indian contingent's chief Thaddeus, Dan Mal Mathur -- a teacher from Mayo College, Ajmer, who was also in the Indian delegation raised the Pakistani flag and the Indian flag was hoisted by Iqbal Qureshi of Karachi."  
"All the boys sang *Jana Gana Mana* and *Sare Jahan Se Achha*. But no Pakistani national anthem was sung as it had not been written by the time. We were greeted with cakes and pastries and it was a joyous end to a great celebration far away from India on the outskirts of Paris," said Ranbir Singh.



King George VI is being introduced to the Indian contingent by GTJ Thaddeus (in the middle) the leader of the Indian contingent.



The Queen of Britain meeting the Indian contingent.

### Relaxation Day

Relaxation Day is a vital day for everyone. We all need to have a break from time-to-time. We can't deny that life seems to be lived at a faster pace than ever before. We all have responsibilities. These could be work responsibilities, family responsibilities, financial responsibilities or a combination of them all. We can put so much stress and pressure on our bodies and minds, and this is why we all need to take time to recuperate so that we do not burn out.

### #CRAFT

#### Tricolour Craft Ideas For Kids

On the occasion of Independence Day, it's crucial to teach children about its significance. The use of craft can be a great approach to inspire patriotism in kids. Let's welcome this Independence Day by making patriotic crafts in tricolour and celebrating it with our children with pride and delight.

##### Tricolour Paper Flower



Make this day more colourful and exciting with easy tricolour paper flower. All you need to make this is A4 coloured paper sheets (saffron, white, green), fevicol and scissors.

**Step 1** - Take the coloured sheets and cut them into two equal pieces. After cutting half the saffron sheet first and roll it firmly. Do the same with the other two sheets. After rolling it completely paste it with fevicol.

**Step 2** - With the help of the scissors cut thin standing stripes. Make sure to cut them firmly and equally, otherwise you can lose your pattern.

**Step 3** - When you are done with stripes, just pull and twist the orange flower upside. Do it with patience as stripes may tear if you pull them forcefully.

##### Tricolour Paper Crown



It is a wholesome craft activity as it includes cutting, pasting and colouring as well. For this activity you need to have a white A4 size sheet, Ribbon, straw, poster colour, paint brush, one bottle cap, scissors and fevicol.

**Step 1** - Take a straw and roll the paper around it. Apply fevicol while rolling and after making a paper straw, remove the straw.

**Step 2** - Make six paper straws like that and cut them into half. Now you will have 18 small paper straws.

**Step 3** - Take a paper of equal size of straw and paste all the straws one by one. Add a ribbon in the back side of the paper.

**Step 4** - Now your crown is ready and it's time to make it tricolour. Apply colours and it is complete.

##### Tricolour Paper Flower Badge

All you need to have for this activity is an A4 size sheet, sticky tape, fevicol, scissors, scale, safety pin and a thick sheet

**Step 1** - Cut the sheet into three equal sizes, then fold each sheet and give cuts to the folded side and apply glue on side of the paper.

**Step 2** - Fold the sheet in circular motion and make it like a loop. Do the same with other two sheets and add the one after another.

**Step 3** - After adding one strip after another now you have a beautiful tricolour flower with looped petals.

**Step 4** - Paste it on a circular piece of thick sheet and add a safety pin, and your tricolour badge is ready.



### #J'ADORE

Every year, we incorporate tricolour in the dress code in some or the other way.



## Flaunt Your Patriotism in Style!

#### Multi Colours

Another way of wearing saffron, green, white or tricolour dupatta in an elegant way for the Independence Day special dress is to go for colourful clothes.

Independence Day is celebrated on the 15th of August every year. This year, it will be India's 75th Independence Day and the celebrations just feel that much more special. With everyone all around gearing up for celebrations the colours of the Indian national flag decorating every mall, store-front even the offices; recipes too are being made in the tricolour theme and there is a festive cheer everywhere, why should you be left behind? The day is special and you want to feel special too!

Every year, we incorporate tricolour in the dress code in some or the other way. Some even opt for complete white. With a good traditional dress for Independence Day, you can easily buy a great Independence Day ethnic wear and flaunt your patriotism in style.



#### Style Up Kurtas

When it comes to finding ethnic wear for any special occasion, a kurta is one of the most versatile options. For the Independence Day ethnic dress this year, you can go for gorgeous cotton or khadi kurtas to add the traditional and Indian touch to your outfit. Kurtas can be fashioned in different ways for the Independence Day dress-up code. Put on orange kurta with a multicolour or white dupatta to honour our country's Independence. You can also wear a bright orange kurta with a contrasting dupatta to keep the eye-catching trend. Accessorize the look with complementary tricolour accessories.



#### Ethnic Jackets For The Day

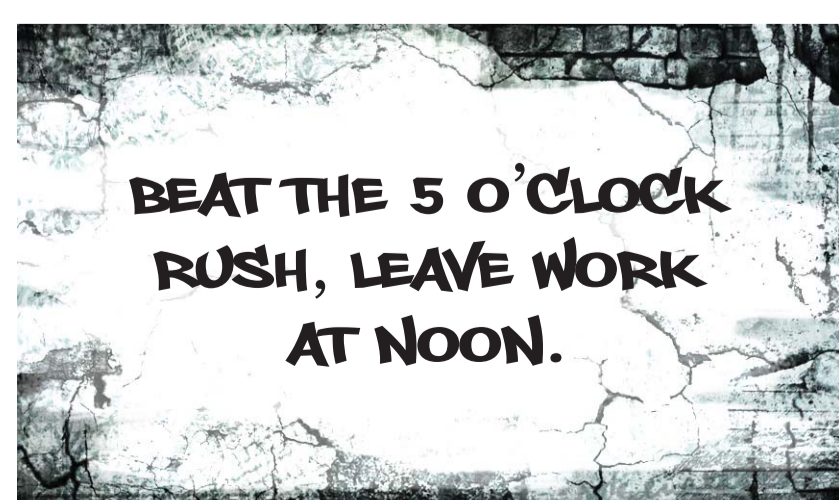
Nothing brightens an outfit and adds the 'desi' touch more than a multicolour embroidered ethnic jacket. The season's fashion is ethnic rayon and cotton jackets with traditional designs embroidered on them. For an ethnic yet contemporary look, mix your white Independence Day kurta with an ethnic jacket and matching palazzo trousers. You can also go for an orange kurta with a green bottom and a jacket with glasswork to make your outfit stand out.

#### Indo-Western Gowns


Keep your Independence Day attire trendy with gorgeous designer gowns if you don't have time to wear a saree or pick a salwar suit that suits your taste. Gowns tick all the boxes regarding urban Indian elegance and cultural character and the latest ethnic design focuses equally on style and comfort. Well-trained craftspeople and professionals today shape the current Indian gown that conveys the history of modern India brilliantly, keeping in mind India's colourful heritage significance. So, on Independence Day, keep your choices open and add the trendy look with Indo-western gowns.



### THE WALL




### BABY BLUES



By Rick Kirkman & Jerry Scott

### ZITS



By Jerry Scott & Jim Borgman